

Open a web browser and navigate to:

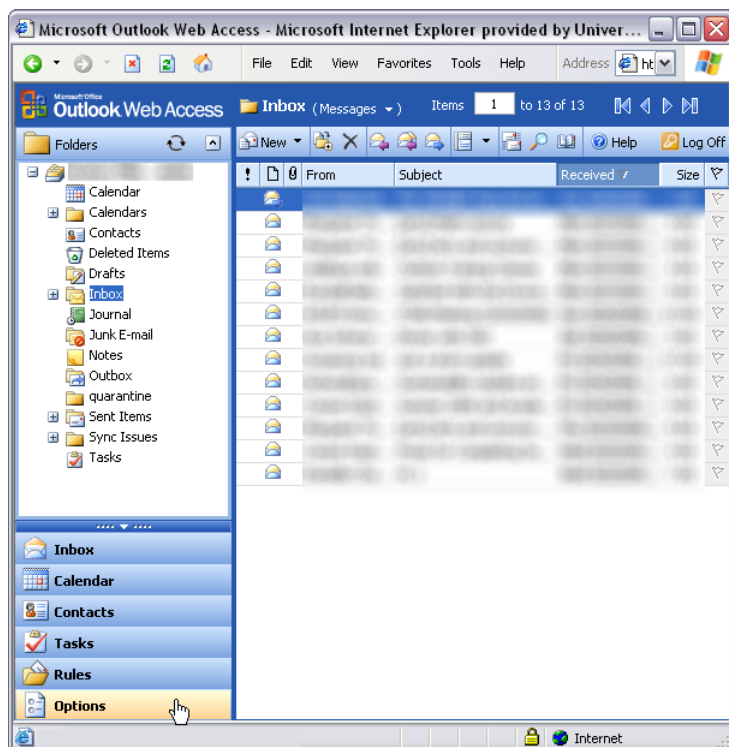
<http://webmail.ups.edu>

Enter your **username** (first part of your email address).

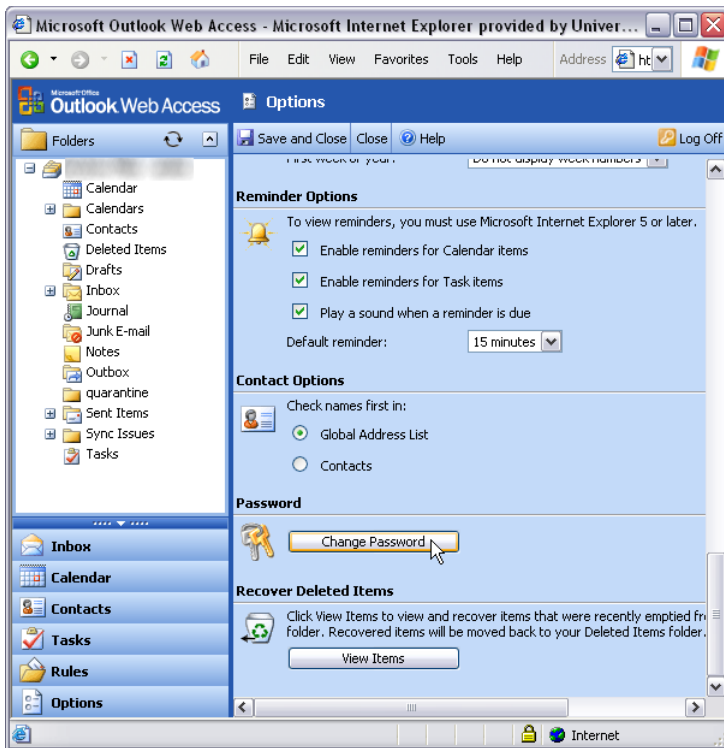
Enter your current **PUGETSOUND** password.

Click the **Log On** button to continue.

2. Once you are logged in, click the **Options** button.



3. Located near the bottom of the **Options** page, click the **Change Password** button.



4. A new window, **Internet Service Manager**, should pop up.

Domain: **PUGETSOUND**

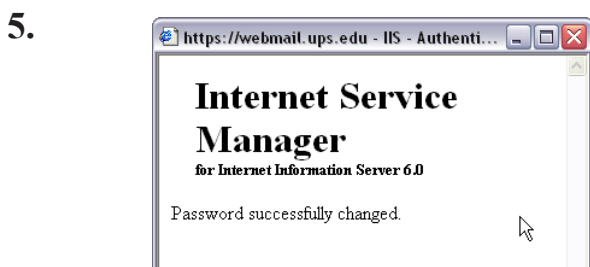
Account: **<username>**

Old password: **<current password>**

New password: **<new password>**

Confirm new password: **<new password>**

Click the **OK** button when finished.



You now have changed your PUGETSOUND password.

Use this password to access your e-mail or access computers around campus.